


BakerHostetler



# 2018 Mid-term Congressional Elections

June 12, 2018

# Federal Policy Team

---



## **Mike Ferguson**

- Leader, Baker Hostetler's Federal Policy Team
- Former Congressman from New Jersey

# Federal Policy Team



Mike Ferguson

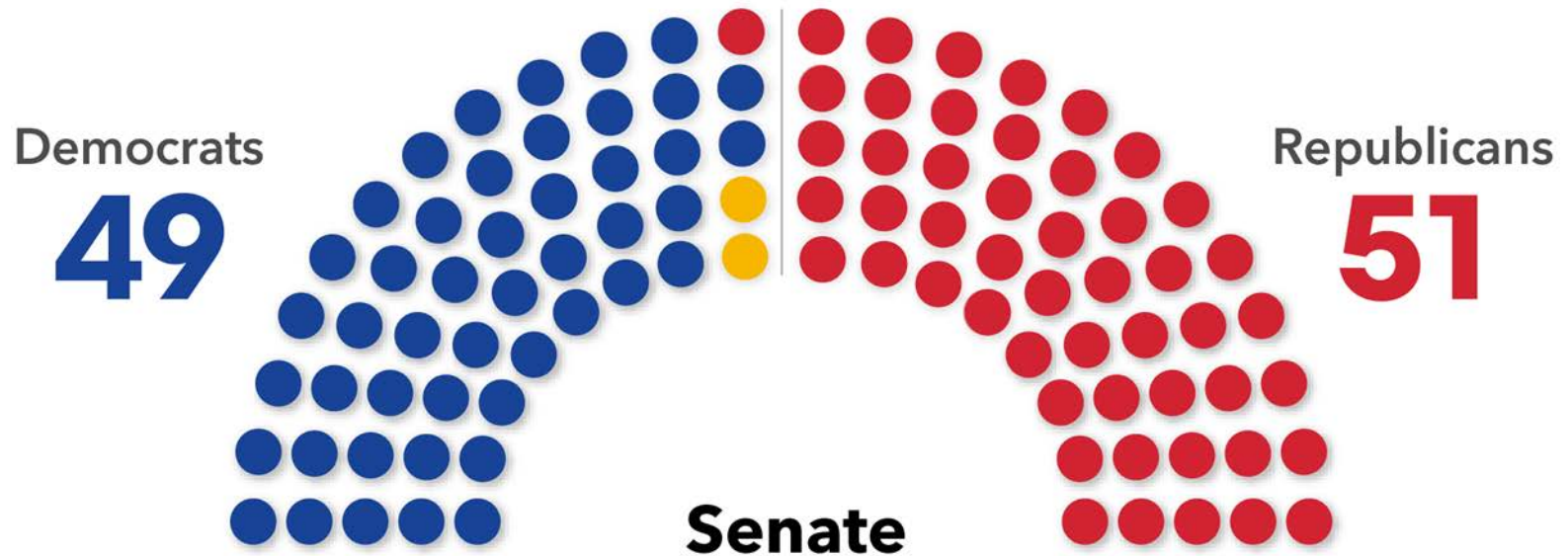
Jim Ellis

- CEO of Ellis Insight

# 2018: Senate elections

---

Democrats Need Two Net Seats to Win Control



# 2018: Senate elections

---

**35 of 100 Senate seats are up for election this year**

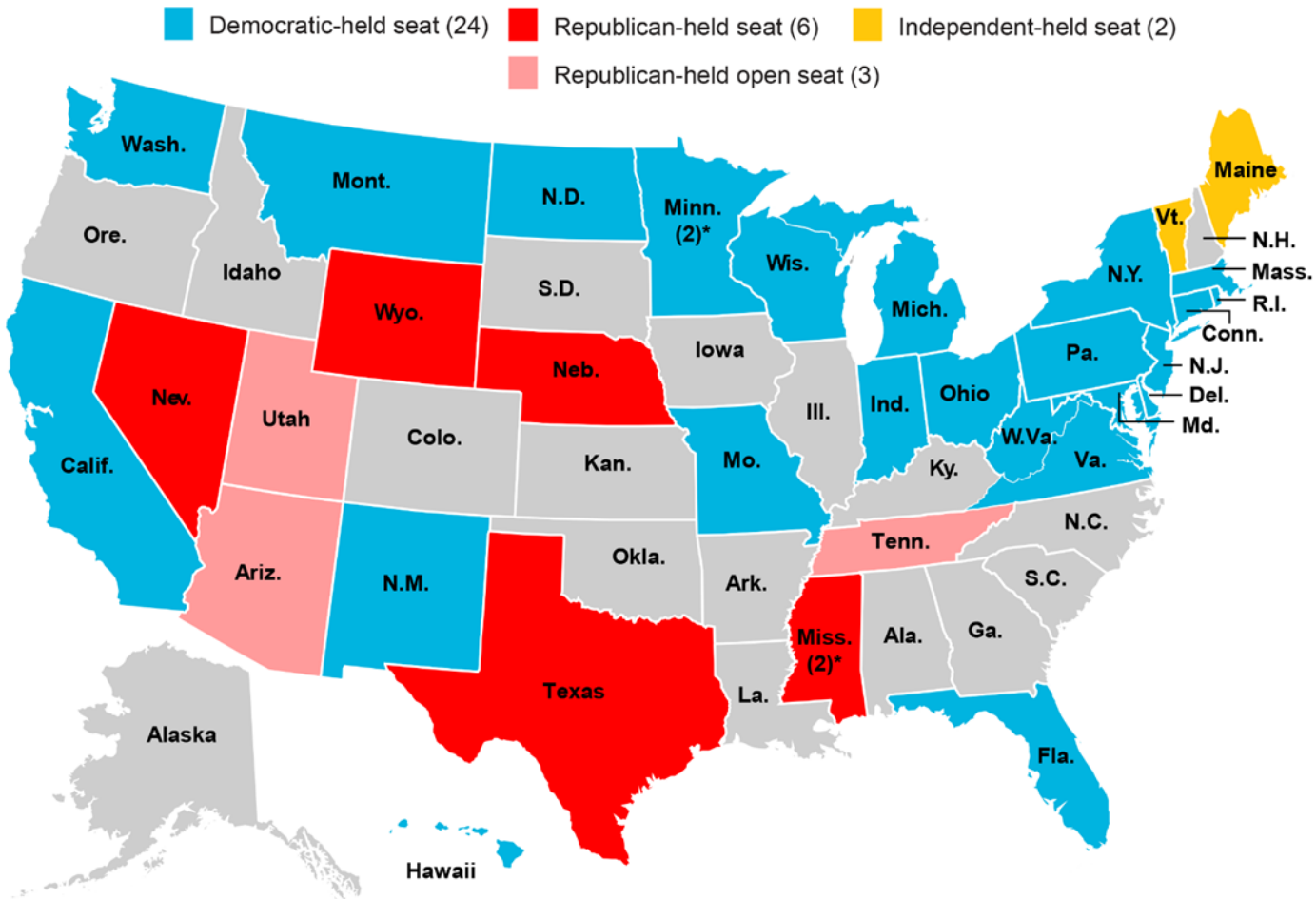
- Two special elections:  
Minnesota, Mississippi

**If Democrats net two seats, they win Senate control**

- In a 50/50 Senate, Vice President Pence would break the tie



# 2018: Senate elections



\*Minnesota and Mississippi have two races apiece because of special elections to fill the seats of senators who resigned.  
Source: U.S. Senate

# 2018: Senate elections

## 10 Democrats Running in States Trump Won

Incumbent	Trump margin	2012 Senate margin	Notes
Joe Manchin (W. Va.)	42%	24%	State AG Patrick Morrisey won May 8 GOP primary
Heidi Heitkamp (N.D.)	36%	1%	Rep. Kevin Cramer (R) entered race in February
Jon Tester (Mont.)	20%	4%	State auditor Matt Rosendale is GOP nominee
Joe Donnelly (Ind.)	19%	6%	Former state Rep. Mike Braun won May 8 GOP primary
Claire McCaskill (Mo.)	19%	16%	GOP nominee AG Josh Hawley won statewide in 2016
Sherrod Brown (Ohio)	8%	6%	Rep. Jim Renacci (R) won May 8 GOP primary
Bill Nelson (Fla.)	1%	13%	Gov. Rick Scott (R) has statewide name recognition and personal wealth
Tammy Baldwin (Wis.)	<1%	6%	State Sen. Leah Vukmir, businessman Kevin Nicholson have strong support among GOP donors
Bob Casey (Pa.)	<1%	9%	Rep. Lou Barletta (R) won May 15 GOP primary
Debbie Stabenow (Mich.)	<1%	21%	Businessmen John James and Sandy Pensler seek Republican nomination

# 2018: Senate elections

---

## Other Senate races to watch:

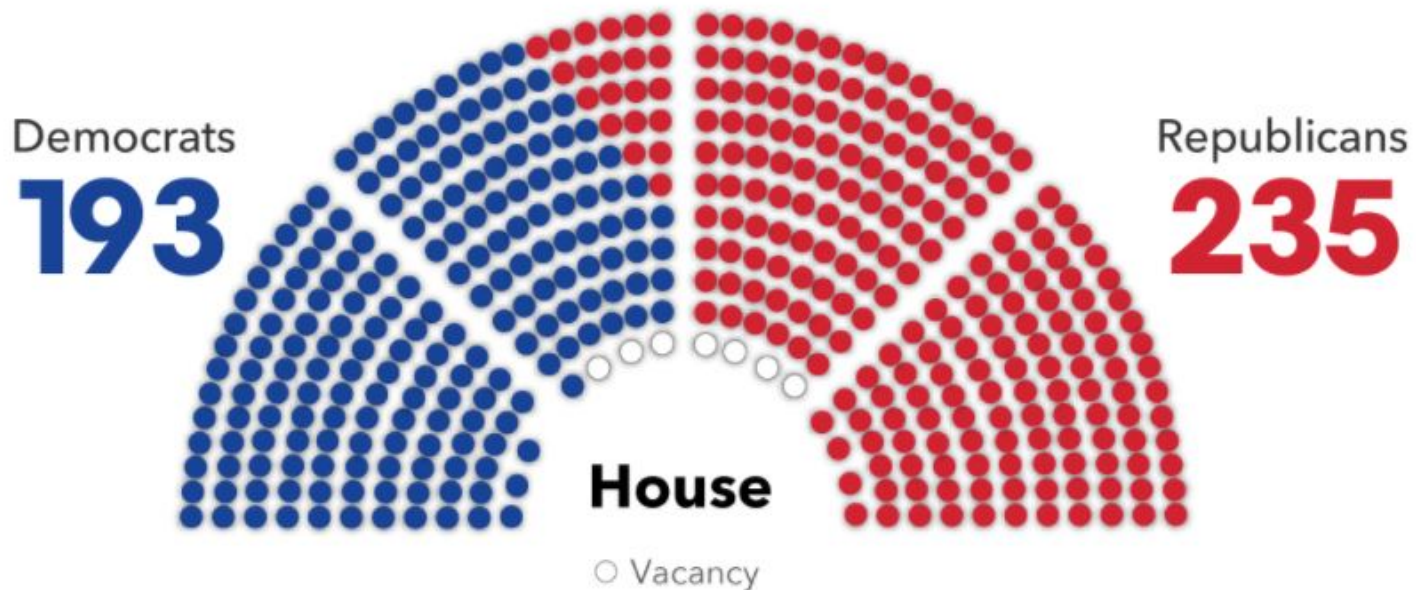
- Arizona (Flake open)
- Tennessee (Corker open)
- Nevada (Heller)
- Mississippi (Cochran open)
- New Jersey (Menendez)
- Louisiana/Mississippi (Dec runoff?)



# 2018: House elections

---

Democrats Must Net 23 Seats to Take Control



# 2018: House elections

---

**55 current House lawmakers are not seeking re-election;  
7 current vacancies**

- 42 Republican, 20 Democrat

**GOP defending 25 districts  
Clinton won in 2016**

- Democrats defending 13  
Trump districts

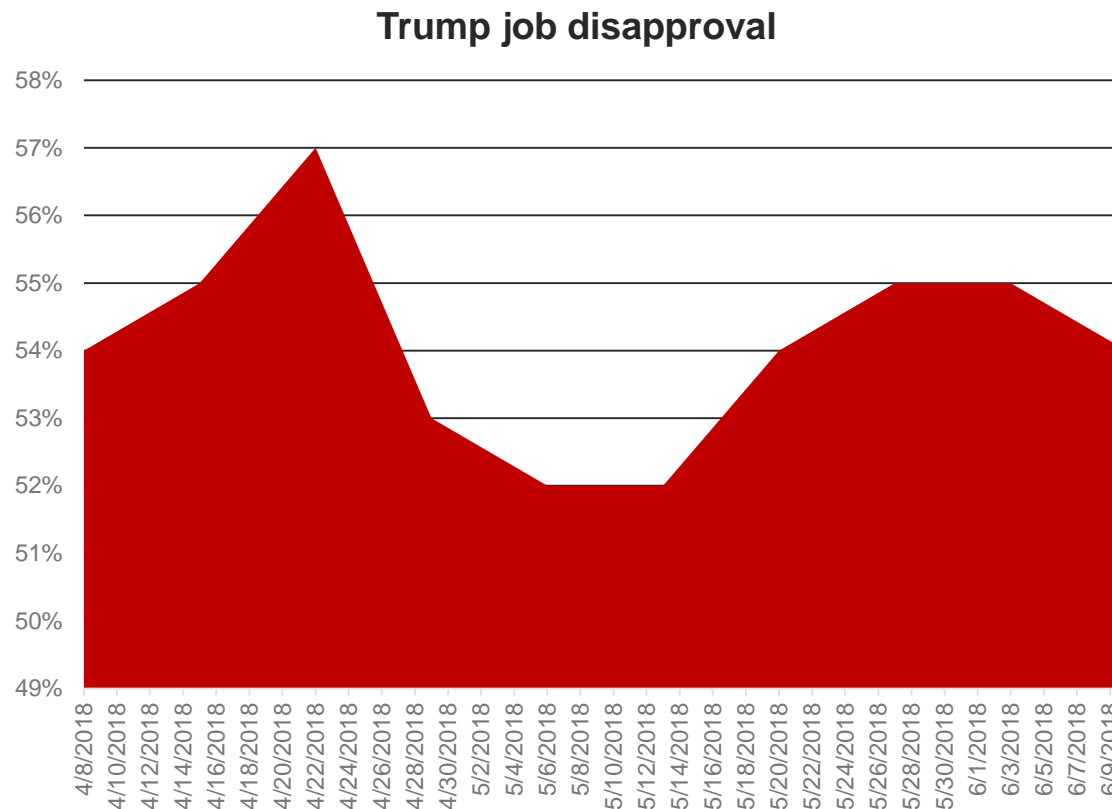
**If Democrats net 23 seats,  
they win House control**



# 2018: House elections

## Fighting history

- Since 1970, president's party loses average 33 seats in midterms when job disapproval above 50 percent



Source: Gallup

# 2018: House elections

## Intensity

- More or less likely to support “a candidate who promises to provide a check on Donald Trump”

**48** percent more likely

**23** percent less likely



# 2018: House elections

## Intensity

- More or less likely to support “a candidate who wants Nancy Pelosi as House speaker”

**45** percent less likely

**21** percent more likely



# Questions

---

The Honorable Mike Ferguson

[mferguson@bakerlaw.com](mailto:mferguson@bakerlaw.com)

202.861.1663

# BakerHostetler

Atlanta  
Chicago  
Cincinnati  
Cleveland  
Columbus  
Costa Mesa  
Denver  
Houston  
Los Angeles  
New York  
Orlando  
Philadelphia  
Seattle  
Washington, DC

**bakerlaw.com**